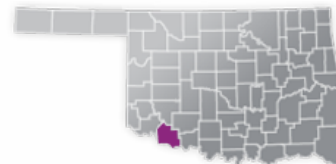




TILLMAN COUNTY

COUNTY SEAT: FREDERICK QUALITY RANK: 43



NEED: CHILDREN NEEDING CARE WHILE PARENTS WORK

AGE	CHILD POPULATION	CHILDREN WITH WORKING PARENTS	
	NUMBER	NUMBER	PERCENT
0-5	602	326	54.2%
6-12	738	482	65.4%
0-12	1,340	808	60.3%

AVAILABILITY: LICENSED CHILD CARE

	NUMBER OF FACILITIES	TOTAL CAPACITY	DHS SUBSIDY
COUNTY TOTAL	6	135	33.3%
CENTERS	2	102	0.0%
HOMES	4	33	50.0%

AFFORDABILITY: CHILD CARE COST

CENTERS AVERAGE FULL-TIME WEEKLY		HOMES AVERAGE FULL-TIME WEEKLY	
UNDER 1	-	UNDER 1	\$95.00
1 YEAR	-	1 YEAR	\$95.00
2 YEARS	-	2 YEARS	\$95.00
3 YEARS	-	3 YEARS	\$95.00
4-5 YEARS	-	4-5 YEARS	\$95.00
KINDERGARTEN+	-	KINDERGARTEN+	\$70.00

1.7% of children whose parents work receive child care paid for by OKDHS subsidy.

n/a: no facilities operate in the county, - no data reported for county

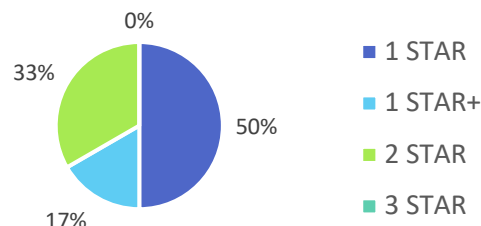
EARLY EDUCATION

AGE	4 YEAR OLD PRE-KINDERGARTEN		KINDERGARTEN	
	½ DAY	FULL DAY	½ DAY	FULL DAY
# OF SITES	1	3	0	4
# ENROLLED	3	66	0	113


61.6% of 4 year olds are enrolled in a full or part day Pre-K program.

86.9% of 5 year olds are enrolled in a full or part day Kindergarten program.

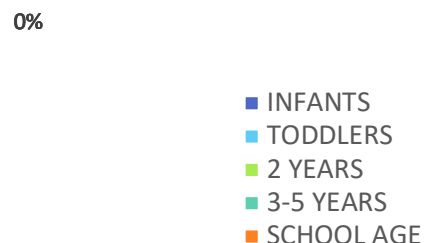
QUALITY: STAR RATINGS FOR CHILD CARE FACILITIES



AMOUNT OF CARE SOUGHT



AGES FOR WHOM CARE IS SOUGHT



NON-TRADITIONAL SCHEDULES SOUGHT

